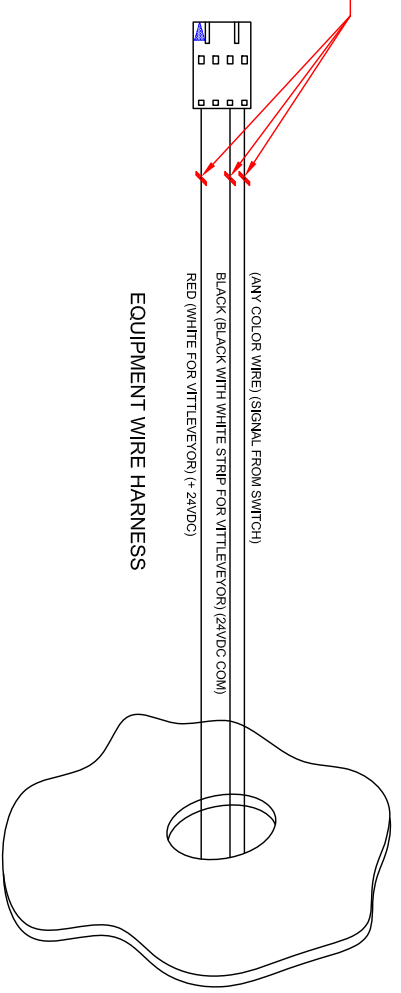
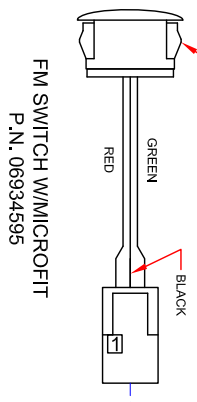


CUT OFF OLD CONNECTOR BY CUTTING EACH WIRE INDIVIDUALLY. CUTTING MULTIPLE WIRES AT ONCE WILL DAMAGE CONTROL BOARD.



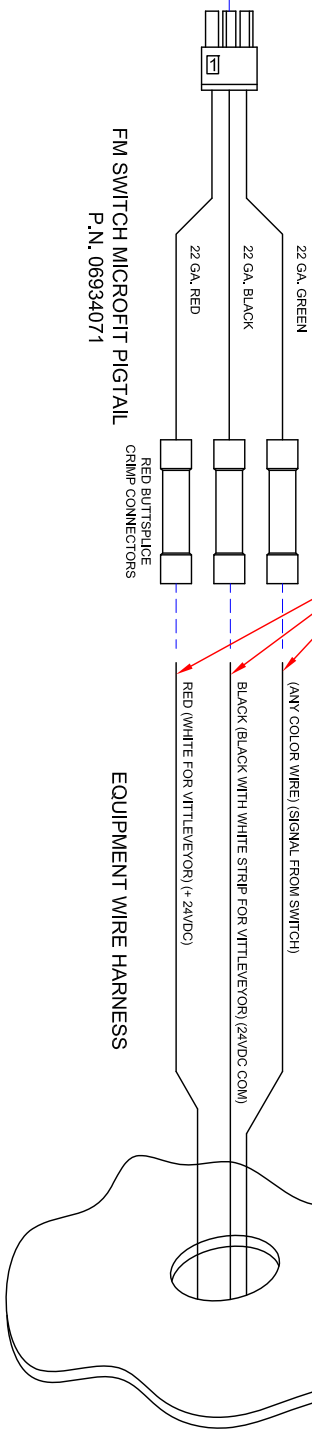
EQUIPMENT WIRE HARNESS

INSTALL NEW SWITCH WITH LOCKING/RELEASE TABS AT THE TOP AND BOTTOM



FM SWITCH W/MICROFIT
P.N. 06934595

STRIP WIRES OF EQUIPMENT HARNESS AND CRIMP PIGTAIL HARNESS ONTO MATCHING WIRE COLORS.



FM SWITCH MICROFIT PIGTAIL
P.N. 06934071

EQUIPMENT WIRE HARNESS

PROPRIETARY
THIS DOCUMENTATION AND INFORMATION CONTAINED ARE THE SOLE PROPERTY OF E.F. BAVIS & ASSOC., INC. IT SHALL BE RETURNED UPON REQUEST AND SHALL NOT BE REPRODUCED IN WHOLE OR IN PART, OR DISCLOSED TO ANYONE ELSE, OR USED, WITHOUT WRITTEN CONSENT OF E.F. BAVIS & ASSOC., INC.

E.F. BAVIS & ASSOCIATES INC.
201 GRANDIN RD.
MAINEVILLE, OH 45039
T: 513-677-0500 F: 513-677-0552 WWW.BAVIS.COM



DIMENSIONS ARE IN N/A UNLESS OTHERWISE SPECIFIED

TITLE: FM SWITCH REPLACEMENT ILLUSTRATION

REVISED	DATE	BY	APP'D	DESCRIPTION	SHEET
05/20/11	05/20/11	M. CRAVEN	A	00900091	1 of 1