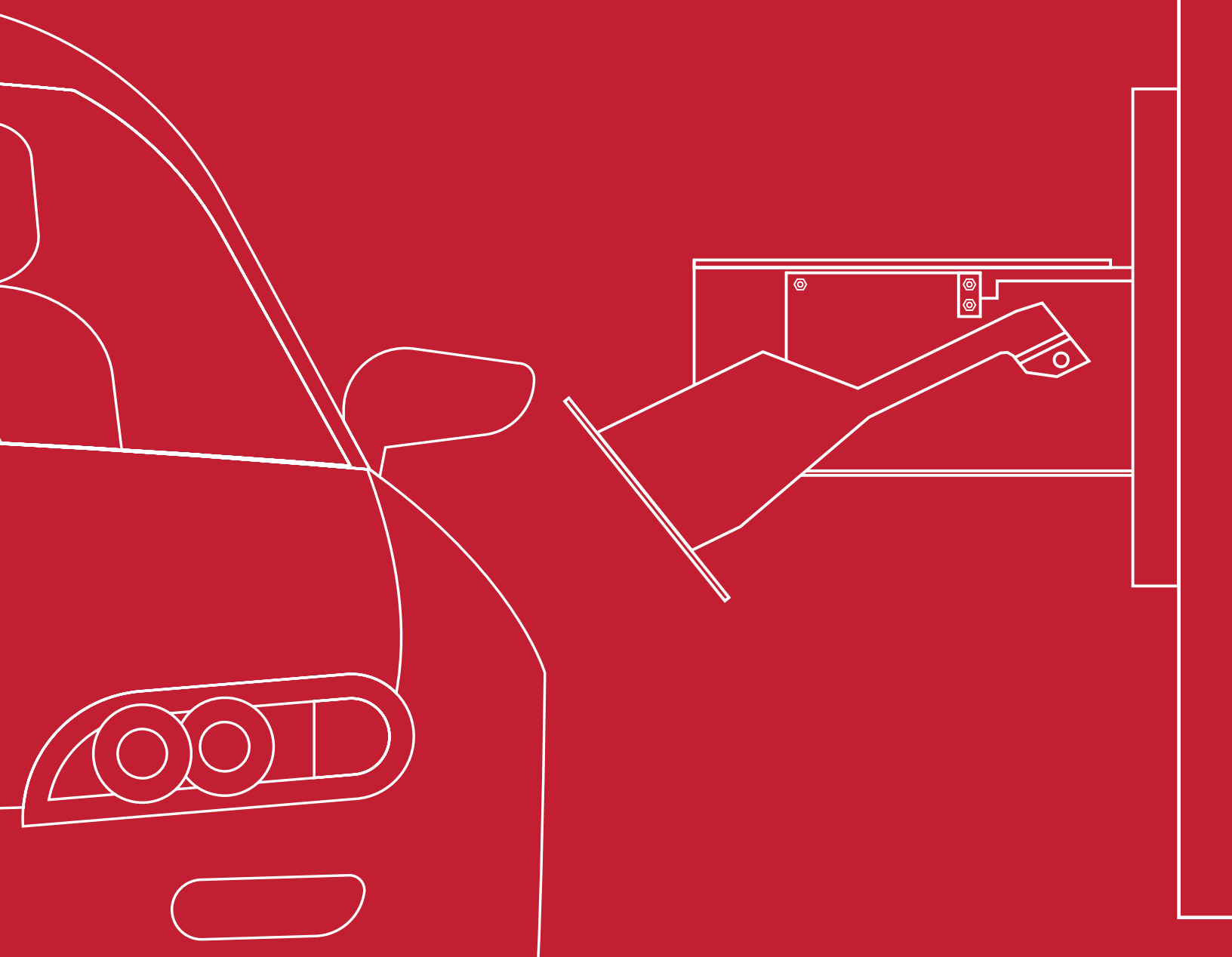


# BAVIS FABACRAFT PRODUCT CATALOG



# FIND YOUR SOLUTION

---

Transaction Drawers

**3**

Window Drawer Combinations

**7**

Pneumatic Tubes

**10**

Remote Lane Conveyor

**12**

Drive-Up Windows

**14**

Accessories

**18**

Point of Sale and Retail Solutions

**19**

Warranty

**20**

Product Numbers

**21**



## NEED BIM?

VISIT [BAVIS.COM/BIM-LIBRARY](http://BAVIS.COM/BIM-LIBRARY)  
FOR REVIT FILES, DRAWINGS,  
INSTALL MANUALS AND MORE.

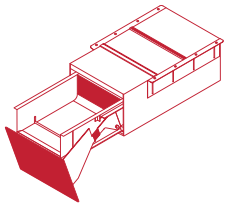


## THE STANDARD IN RELIABILITY AND VALUE FOR TRANSACTION DRAWERS

- **Maximum uptime and longevity:** Fewer parts translate to a more reliable product requiring minimal maintenance.
- **Security for your staff:** Larger drawers include security blockers to prevent threats from outside, and all drawers are UL-listed.
- **Easy operation:** Whether electric or manual, operation is smooth and effortless.
- **Configured to your needs:** Configurations include bin sizes, arms types, finish, color, and more.
- **Audio-ready:** Compatible with high-quality audio options, as well as other accessories such as video and credit card mounting kits.

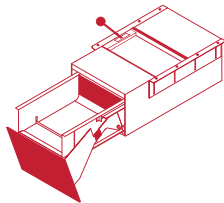


## SOLUTION DETAILS



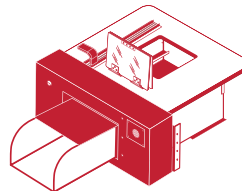
### ELECTRIC TRANSACTION DRAWERS (SMALL, MEDIUM, LARGE)

1,285 in<sup>3</sup>, 986 in<sup>3</sup>, 389 in<sup>3</sup> bin sizes; 2- and 3-button models available.



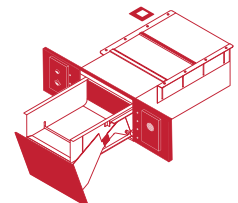
### PREMIUM MANUAL TRANSACTION DRAWER

1,263 in<sup>3</sup> bin size; opens from top and front for cars and trucks.



### BASIC MANUAL TRANSACTION DRAWER WITH COUNTER TOP


Built-in audio components and includes a 23 7/8" x 29 7/16" countertop workspace.



### RETROFIT DRAWER KITS

Lets you equip existing drawers with new drive-thru accessories, such as audio and video components.

# ELECTRIC TRANSACTION DRAWERS SPECIFICATIONS



LARGE ELECTRIC  
TRANSACTION DRAWER

<b>Ratings</b>	UL-listed
<b>Materials used</b>	11-Gauge Steel Case, 16-Gauge Steel Bin, .125 Aluminum Door
<b>Finish options</b>	Door - black powder coat standard; bin - red standard (custom finishes available at additional cost)
<b>Rough wall opening dimensions</b>	10-3/4"H x 1'4"W
<b>Unit dimensions (closed)</b>	2' 5"L x 1' 3-5/8"W x 10-1/2"H
<b>Drawer extension (dimensions of audio panel will change length of extension from the wall)</b>	18" from drawer frame
<b>Bin dimensions</b>	17-1/2" L x 12-1/2" W x 5-7/8" H (1,285 cu. in.)
<b>Power requirements</b>	Duplex outlet 120 VAC, 20 AMP
<b>Controls</b>	2-Button (in and out) or 3-Button (in, out, auto-in) Configuration; Manual Kit Pre-installed
<b>Security features</b>	Automatic teller & customer door; manual teller lock
<b>Additional options</b>	<p><b>Customer Door:</b> with bumper, stainless steel door, stainless steel door with bumper, door with mail slot</p> <p><b>Operator Controls:</b> auto-return 3-button with box, control button surface mount box, auto-return 3-button switch only.</p> <p><b>Accessories:</b> red bin heater, stainless plate heater, double bin heater, card reader cord kit, drawer limit kit, manual operation kit, 18ga cord kit, stainless bin upgrade, drawer support wall mount.</p> <p><b>Audio Panels:</b> Bavsonic TD audio panel, Bavsonic SS TD audio panel, TD audio panel (for 4x4 speaker), TD audio panel SS (for 4x4 speaker), Bavsonic TD flat audio panel, SS flush audio panel, multiple panels to retrofit other manufacturers drawers, AA pigtail set (for connecting to other audio systems).</p>
<b>Audio included</b>	None



**MEDIUM ELECTRIC TRANSACTION DRAWER**



**SMALL ELECTRIC TRANSACTION DRAWER**


<b>Ratings</b>	UL-listed	UL-listed
<b>Materials used</b>	11-Gauge Steel Case, .050 aluminum bin, .125 Aluminum Door	11-Gauge Steel Case, 16-Gauge Steel Bin, .125 Aluminum Door
<b>Finish options</b>	Door and frame - black powder coat standard; bin - silver standard (custom finishes available at additional cost)	Door - black powder coat standard; bin - red standard (custom finishes available at additional cost)
<b>Rough wall opening dimensions</b>	9-1/4" H x 1' 4" W	6-3/4" H x 14-3/4" W
<b>Unit dimensions (closed)</b>	2' 5" L x 1' 3-5/8" W x 9" H	26-1/2" L x 14-1/2" W x 6-5/8" H
<b>Drawer extension (dimensions of audio panel will change length of extension from the wall)</b>	18" from drawer frame	10-3/4" from drawer frame
<b>Bin dimensions</b>	17-1/2" L x 11" W x 5-1/8" H (986 cu.in.)	10-3/4" L x 10" W x 3-5/8" H (389 cu. in.)
<b>Power requirements</b>	Duplex outlet 120 VAC, 20 AMP	Duplex outlet 120 VAC, 20 AMP
<b>Controls</b>	2-Button (in and out) or 3-Button (in, out, auto-in) Configuration; Manual Kit Pre-installed	2-Button (in and out) or 3-Button (in, out, auto-in) Configuration; Manual Kit Pre-installed
<b>Security features</b>	Automatic teller & customer door; manual teller lock	Automatic teller & customer door; manual teller lock
<b>Additional options</b>	<p><b>Customer Door:</b> with bumper, stainless steel, stainless steel with bumper.</p> <p><b>Operator Controls:</b> auto-return 3-button with box, control button surface mount box, auto-return 3-button switch only.</p> <p><b>Drawer Accessories:</b> bin heater kit, manual operation kit, 18ga cord kit, stainless bin upgrade, drawer support wall mount.</p> <p><b>Audio Panels:</b> Bavsonic flat audio panel, SS audio panel assm (4x4 speaker), SS audio panel assm (2x3 speaker), flat audio panel SS, multiple panels to retrofit other manufacturers drawers, AA pigtail set (for connecting other audio systems)."</p>	<p><b>Customer Door:</b> 5 deg. Customer trim kit</p> <p><b>Operator Controls:</b> auto-return 3-button with box, control button surface mount box, auto-return 3-button switch only</p> <p><b>Drawer Accessories:</b> bin heater kit, manual operation kit</p> <p><b>Audio Panels:</b> TDR bay customer trim, TDR walk-uo customer panel, offset Mosler panel, SS audio panel, thin SS audio panel</p>
<b>Audio included</b>	None	None

Some products may be shown with accessories not included with standard offering or pricing.

# MANUAL TRANSACTION DRAWERS SPECIFICATIONS



PREMIUM MANUAL TRANSACTION DRAWER



BASIC MANUAL TRANSACTION DRAWER WITH COUNTERTOP

<b>Ratings</b>	NA	NA
<b>Materials used</b>	11-Gauge Steel Case, .050 aluminum bin, .125 Aluminum Door	14-Gauge Steel Case, 16-Gauge Steel Bin, 14-Gauge Steel Door
<b>Finish options</b>	Door and frame - black powder coat standard; bin - red standard (custom finishes available at additional cost)	Door and frame - black powder coat standard; bin - red standard (custom finishes available at additional cost)
<b>Rough wall opening dimensions</b>	10-3/4" H x 1'-4" W	14-7/8" H x 32-1/4" W
<b>Unit dimensions (closed)</b>	2' 5" L x 1' 3-5/8" W x 11" H	30" L x 32" W x 14-3/4" H total; 23-7/8" L x 29-7/16" W counter space
<b>Drawer extension (dimensions of audio panel will change length of extension from the wall)</b>	15" from drawer frame	16-11/16" from drawer frame
<b>Bin dimensions</b>	"17-1/2"" L x 11" W x 6-9/16"" H (1263 cu. in.)"	"17-7/8"" L x 12-5/16"" W x 8"" H (1,760 cu. in.)"
<b>Power requirements</b>	Duplex outlet 120 VAC, 20 AMP	Duplex outlet 120 VAC, 20 AMP
<b>Controls</b>	Manual open and close	Manual open and close
<b>Security features</b>	Automatic teller & customer door; manual teller lock	Automatic teller & customer door; manual teller lock
<b>Additional options</b>	<p><b>Customer Door:</b> door with bumper</p> <p><b>Drawer Accessories:</b> bin heater kit, card reader cord kit</p> <p><b>Audio Panels:</b> Bavsonic TD audio panel, Bavsonic SS TD audio panel, TD audio panel (for 4x4 speaker), TD audio panel SS (for 4x4 speaker), Bavsonic TD flat audio panel, SS flush audio panel, multiple panels to retrofit other manufacturers drawers, AA pigtail set (for connecting to other audio systems).</p>	<p><b>Drawer Accessories:</b> Card reader cord kit, heater kit, double red bin heater kit</p> <p><b>Audio Panels:</b> customer handset</p>
<b>Audio included</b>	None	None

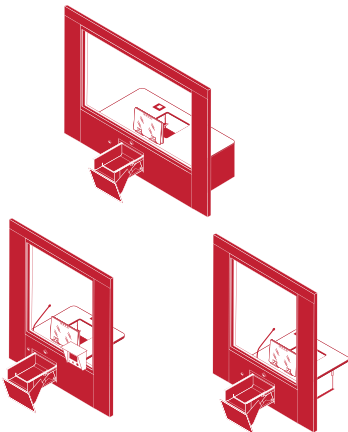
Some products may be shown with accessories not included with standard offering or pricing.

# WINDOW-DRAWER COMBINATIONS BRING SECURITY, ACCESS AND VALUE TOGETHER IN A COMPREHENSIVE SOLUTION

- **Security, security, security:** All windows use level 1 bullet-resistant, UL-listed glass, with additional bullet resistance levels available if needed.
- **Single solution:** All window-drawer combos are assembled and shipped as a single unit, making installation easier.
- **Quality you can count on:** All combos utilize Bavis's large Electric Transaction Drawer, marrying the best drawer in the business with high-quality, secure windows.
- **Drive-thru or walk-up:** Great for bank and pharmacy drive-thru, or ideal for indoor transactions for dispensaries and other businesses.
- **Elevate customer experience:** Compatible with various audio and video options, including Bavis Enhanced Audio Module, and can be outfitted with credit/debit card mounting kits.



## SOLUTION DETAILS




**STANDARD SIZES AVAILABLE: 32X48, 50X60, 56X48, 60X63, 60X63 HURRICANE**

Counter top workspace and exterior audio components included with all unit sizes


# COMBO UNIT SPECIFICATIONS



60X63  
HURRICANE COMBO



60X63 COMBO



56X48 COMBO

<b>Ratings</b>	UL-listed, level-1 bullet-resistant glass	UL-listed, level-1 bullet-resistant glass	UL-listed, level-1 bullet-resistant glass
<b>Materials used</b>	14-gauge galvanized steel frame, level-1 bullet-resistant glass	14-gauge galvanized steel frame, level-1 bullet-resistant glass	14-gauge galvanized steel frame, level-1 bullet-resistant glass
<b>Finish options</b>	ASA 70 gray powder coat standard (custom options available at additional cost)	Standard black powder coat (custom finishes at additional cost)	Standard black powder coat (custom finishes at additional cost)
<b>Rough wall opening dimensions</b>	60" W x 63-1/4" H (+0"/-1/8")	60" W x 63-1/4" max H (+1"/-0")	56-1/2" W x 48-1/4" H (+1"/-0")
<b>Viewable area dimensions</b>	56-1/2" W x 44-1/4" H	56-1/2" W x 44-1/4" H	52" W x 29-1/4" H
<b>Overall unit dimensions (I/S = Inside) (O/S = Outside)</b>	I/S = 59-1/2" W x 63" H O/S = 65-5/8" W x 65-3/4" H	I/S = 59-1/2" W x 63" H O/S = 65-5/8" W x 65-3/4" H	I/S = 56" W x 48" H O/S = 62-1/8" W x 50-3/4" H (with trim) O/S = 56" W x 48" H (no trim)
<b>Minimum wall/jamb thickness</b>	Masonry 10-1/4", Metal 8", Wood 8-1/2"	Masonry 10-1/4", Metal 8", Wood 8-1/2"	Masonry 10-1/4", Metal 8", Wood 8-1/2"
<b>Drawer model</b>	Large Electric Hurricane Transaction Drawer	Large Electric Transaction Drawer	Large Electric Transaction Drawer
<b>Power requirements</b>	110/120 VAC, 20 AMP duplex; interior hookup	110/120 VAC, 20 AMP duplex; interior hookup	110/120 VAC, 20 AMP duplex; interior hookup
<b>Counter dimensions</b>	Standard (58-3/4" W x 23-1/2")	Standard 56-15/16" x 23-1/2" countertop with shelves	Standard 53-3/8" x 23-7/16" with shelves
<b>Counter material</b>	Pressed wood/standard black laminate	Pressed wood/standard black laminate	Pressed wood/standard black laminate
<b>Audio included</b>	Exterior audio components (mic, speaker, call button)	Exterior audio components (mic, speaker, call button)	Exterior audio components (mic, speaker, call button)





50X60 COMBO



32X48 COMBO

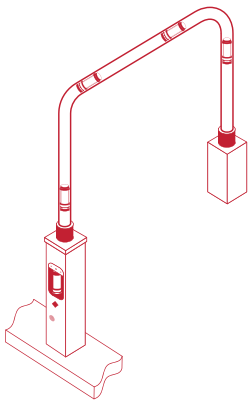
<b>Ratings</b>	UL-listed, level-1 bullet-resistant glass	UL-listed, level-1 bullet-resistant glass
<b>Materials used</b>	14-gauge galvanized steel frame, level-1 bullet-resistant glass	14-gauge galvanized steel frame, level-1 bullet-resistant glass
<b>Finish options</b>	Standard black powder coat (custom finishes at additional cost)	Standard black powder coat (custom finishes at additional cost)
<b>Rough wall opening dimensions</b>	50-1/4" W x 59-3/4" H (+1"/-0")	32-1/2" W x 48-1/4" H (+1"/-0")
<b>Viewable area dimensions</b>	45-3/4" W x 29-1/4" H	28" W x 29-1/4" H
<b>Overall unit dimensions (I/S = Inside) (O/S = Outside)</b>	I/S = 49-3/4" W x 59-3/8" H O/S = 55-7/8" W x 62-1/8" H	I/S = 32" W x 48" H O/S = 38-1/8" W x 50-3/4" H
<b>Minimum wall/jamb thickness</b>	Masonry 8-3/4", Metal 6-1/2", Wood 7"	Masonry 10-1/4", Metal 8", Wood 8-1/2"
<b>Drawer model</b>	Large Electric Transaction Drawer	Large Electric Transaction Drawer
<b>Power requirements</b>	110/120 VAC, 20 AMP duplex; interior hookup	110/120 VAC, 20 AMP duplex; interior hookup
<b>Counter dimensions</b>	Standard 47-3/16" x 23-7/16"	Standard 29-15/16" x 23-7/16"
<b>Counter material</b>	Pressed wood/standard black laminate	Pressed wood/standard black laminate
<b>Audio included</b>	Exterior audio components (mic, speaker, call button)	Exterior audio components (mic, speaker, call button)

Some products may be shown with accessories not included with standard offering or pricing.

# BAVIS PNEUMATIC TUBE SYSTEMS BRING RELIABILITY AND EASE TO REMOTE LANE TRANSACTIONS

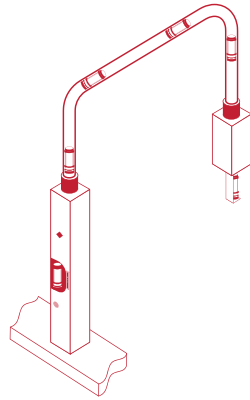
- **Engineered to last:** Fewer total parts, powered exterior doors and no failure-prone RJ-45 Cat 5 cables add up to a more durable, long-lasting pneumatic solution.
- **Audio components included:** Includes exterior customer audio components (microphone, speaker and call button).
- **Protect your cargo:** Both systems engineered to prevent condensation in the carrier and tube.
- **Tubes and carriers you can rely on:** 4.5” standard tube in PVC or steel and industry-standard carrier on both models.
- **Deliver a comprehensive experience:** Compatible with various audio and video options, including Bavis Enhanced Audio Module, and can be outfitted with credit/debit card mount kits.

## SOLUTION DETAILS



### BASIC PNEUMATIC TUBE SYSTEM

Single 110V AC circuit; UL-listed.



### ADVANCED PNEUMATIC TUBE SYSTEM

Redundant shut-off system to minimize blower run time and extend motor life; single 110V AC circuit; UL-listed.



# PNEUMATIC TUBES SPECIFICATIONS



**BASIC**



**ADVANCED**

<b>Ratings</b>	UL-listed	UL-listed
<b>Materials used</b>	Clear acrylic (at customer), and PVC tubing, durable plastic carrier	PVC tubing, durable plastic carrier
<b>Finish options</b>	Interior - powder-coated steel (texture white); exterior - stainless steel (black powder-coated back)	Powder-coated aluminum (texture beige)
<b>Unit Max Ht.</b>	20 ft., (deduct 2 ft. of max horizontal run for every foot of vertical height above 16 ft.)	20 ft., (deduct 2 ft. of max horizontal run for every foot of vertical height above 16 ft.)
<b>Unit max extension / horizontal run length (varies depending on number of turns)</b>	120 ft. at 16 ft. horizontal elevation with support every 5 to 10 ft.	120 ft. at 16 ft. horizontal elevation with support every 5 to 10 ft. For longer runs, add additional blowers and AC circuit.
<b>Carrier dimensions / capacity</b>	Carrier Interior dimensions: 1-5/8" R x 2-5/8" W x 9-3/8" L appx. 67 cu. in.	Carrier Interior dimensions: 1-5/8" R x 2-5/8" W x 9-3/8" L appx. 67 cu. in.
<b>Required clearances (wall openings, overhang)</b>	Clearance: Verticals = 12" x 12", Horizontal = 6" dia. on path centerline Rec. Canopy Overhange = 8 ft. at 12 ft. elevation	Clearance: Verticals = 12" x 12", Horizontal = 6" dia. on path centerline Rec. Canopy Overhange = 8 ft. at 12 ft. elevation
<b>Power requirements</b>	(1) 110-120Vac 1PH 20 AMP circuit power to island (underground or canopy)	(1) 110-120Vac 1PH 20 AMP (with connection points at the top of both verticals)
<b>Audio included</b>	Exterior components (mic, speaker, call button)	Exterior components (mic, speaker, call button)
<b>Optional accessories</b>	Duplex audio	Duplex audio

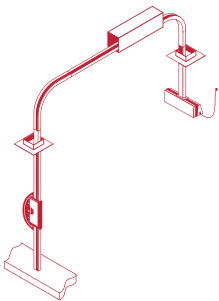
*Some products may be shown with accessories not included with standard offering or pricing.*

# EXPAND THE VALUE OF DRIVE-THRU WITH RELIABLE REMOTE LANE CONVEYORS

- **Built to last:** Streamlined engineering minimizes maintenance and maximizes uptime.
- **Delivered with care:** Smooth operation and engineered protection against the elements ensure paperwork and products get to customers without incident.
- **Orders of any size:** Conveyor solutions can deliver small, medium and large orders.
- **Lane two and beyond:** Based on need and solution type, conveyors help you add multiple drive-thru lanes.
- **Audio-ready:** Compatible with high-quality audio options, as well as other accessories such as video and credit card mounting kits.

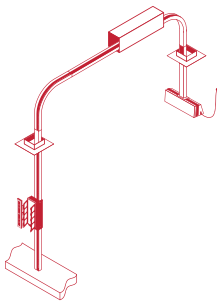


## SOLUTION DETAILS



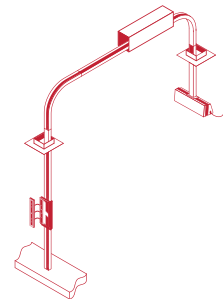
### TRANSTRAX® REMOTE LANE DELIVERY SYSTEM

Standard size carrier box; standard, twist or reverse track; integrated Bavis audio.



### CAPTIVE CARRIER TRANSTRAX

High-capacity carrier; standard or reverse track. Ideal for pharmacies.




### LICENSE PLATE RUNNER

Standard, twist or reverse track; 1-on-1 audio included; holds multiple plates.

# REMOTE LANE CONVEYORS SPECIFICATIONS



**TRANSTRAX® REMOTE LANE CONVEYOR**



**CAPTIVE CARRIER TRANSTRAX**



**LICENSE PLATE RUNNER TRANSTRAX**

<b>Ratings</b>	UL-listed	UL-listed	UL-listed
<b>Materials used</b>	Aluminum tube/track; Aluminum & Plastic carrier	Aluminum tube/track; Aluminum carrier	Aluminum tube/track; Aluminum & Plastic carrier
<b>Finish options</b>	Not available	Carrier - red powder coat standard	Carrier - black aluminum and ABS plastic
<b>Unit height (range)</b>	9' 5-3/4" - 16' to top of horizontal tube	9' 5-3/4" - 16' to top of horizontal tube	9' 5-3/4" - 16' to top of horizontal tube
<b>Unit max extension/horizontal run</b>	60 ft. at 16 ft. elevation	30 ft. at 16 ft. elevation	30 ft. at 16 ft. elevation
<b>Track configurations</b>	Standard, Splayed, Reverse Lane	Standard, Splayed, Reverse Lane	Standard, Splayed, Reverse Lane
<b>Carrier dimensions / capacity</b>	1-3/8" L x 4-1/4" W x 10" H; 1 lb max weight load	7-1/2" L x 5-1/4" W x 10-1/2" H; 1 lb max weight load	7-1/2" L x 5-1/4" W x 10-1/2" H; 1 lb max weight load
<b>Required clearances (wall openings, overhang)</b>	12"x12" horizontal clear channel, 12"x12" wall opening, 12"x12" ceiling opening, 6" rec. counter clearance (vertical) for control box	16" H x 12" W wall opening, 16-3/4" x 16-3/4" opening for ceiling trim, 16" clear channel for horizontal run, 6" rec. counter clearance (vertical) for control box	Plate area = 6-1/4" D x 13-1/4" H x 13/16" W; box = 4-1/8" W x 10" H x 1-1/2" D; 1 lb. max weight load
<b>Power requirements</b>	110V, PH.1, 20 AMP circuit; interior outlet	110V, PH.1, 20 AMP Circuit; Interior Outlet	110V, PH.1, 20 AMP Circuit; Interior Outlet
<b>Motor</b>	90V DC	90V DC	90V DC
<b>Controls</b>	Teller: Power, Car, Truck, Recall, Audio; Customer: Send, Help	Teller: Power, Car, Truck, Recall; Customer: Send, Help	Teller: Power, Car, Truck, Recall; Customer: Send, Help
<b>Product options</b>	Exterior TransTrax skin (beige or stainless steel), customer control box button alignment (left or right), video, audio, vehicle detectors, lane lights	Horizontal enclosure, video, audio, vehicle detectors, lane lights	Horizontal enclosure, video, audio, vehicle detectors, lane lights
<b>Audio included</b>	Duplex audio	Exterior components (mic, speaker, call button)	Exterior components (mic, speaker, call button)

Some products may be shown with accessories not included with standard offering or pricing.

# SECURITY MEETS DURABILITY IN BAVIS'S BULLET-RESISTANT DRIVE-UP WINDOWS

- **Security, security, security:** All windows use level 1 bullet-resistant, UL-listed glass, with additional bullet resistance levels available if needed.
- **Built for any space:** Variety of sizes available with or without trim.
- **Stay on brand:** Standard and custom trim colors available to help align with brand and building aesthetics.
- **Configurations for you:** Additional insulation and shade options available on premium windows.
- **Manage costs:** Basic and Standard models provide options for any budget.

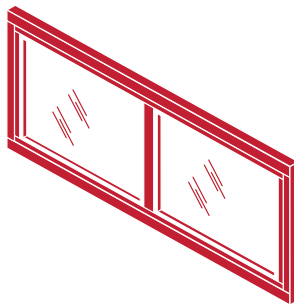


## SOLUTION DETAILS




### BASIC DRIVE-UP WINDOW

Trim not available; available sizes are 65"x36", 56"x33", 43"x36" and 32"x33"; ships fully assembled.



### PREMIUM DRIVE-UP WINDOW

Sizes available with or without trim; ships fully assembled.



### HURRICANE-RATED PREMIUM DRIVE-UP WINDOW

All standard options included; hurricane-rated for harsh weather and wind.

# BASIC WINDOWS SPECIFICATIONS



65X36  
BASIC WINDOW

56X33  
BASIC WINDOW


43X36  
BASIC WINDOW

32X33  
BASIC WINDOW

	65X36 BASIC WINDOW	56X33 BASIC WINDOW	43X36 BASIC WINDOW	32X33 BASIC WINDOW
<b>Ratings</b>	UL-listed, level-1 bullet-resistant glass	UL-listed, level-1 bullet-resistant glass	UL-listed, level-1 bullet-resistant glass	UL-listed, level-1 bullet-resistant glass
<b>Materials used</b>	14-gauge galvanized steel frame, level-1 bullet-resistant glass	14-gauge galvanized steel frame, level-1 bullet-resistant glass	14-gauge galvanized steel frame, level-1 bullet-resistant glass	14-gauge galvanized steel frame, level-1 bullet-resistant glass
<b>Finish options</b>	Black powder coat standard (custom options available at additional cost)	Black powder coat standard (custom options available at additional cost)	Black powder coat standard (custom options available at additional cost)	Black powder coat standard (custom options available at additional cost)
<b>Rough wall opening dimensions</b>	65-3/8" W x 36-3/8" H	4'8-1/2" W x 2'9-1/2" H	42-3/4" W x 36-3/8" H	2'8-1/2" W x 2'9-1/2" H
<b>Glass thickness</b>	1-1/4" standard	1-1/4" standard	1-1/4" standard	1-1/4" standard
<b>Viewable area</b>	60-7/8" W x 31-7/8" H	4'4" W x 2'5-1/4" H	38-7/8" W x 31-7/8" H	2'4" W x 2'5-1/4" H
<b>Insulated glass</b>	No	No	No	No
<b>Additional options</b>	Custom colors at additional cost; shade available	Custom colors at additional cost; shade available	Custom colors at additional cost; shade available	Custom colors at additional cost; shade available

Some products may be shown with accessories not included with standard offering or pricing.

# PREMIUM WINDOWS SPECIFICATIONS



112X32  
PREMIUM WINDOW

56X32  
PREMIUM WINDOW

32X32  
PREMIUM WINDOW

	112X32 PREMIUM WINDOW	56X32 PREMIUM WINDOW	32X32 PREMIUM WINDOW
<b>Ratings</b>	UL-listed, level-1 bullet-resistant glass	UL-listed, level-1 bullet-resistant glass	UL-listed, level-1 bullet-resistant glass
<b>Materials used</b>	14-gauge galvanized steel frame, level-1 bullet-resistant glass	14-gauge galvanized steel frame, level-1 bullet-resistant glass	14-gauge galvanized steel frame, level-1 bullet-resistant glass
<b>Finish options</b>	Black powder coat standard (custom options available at additional cost)	Black powder coat standard (custom options available at additional cost)	Black powder coat standard (custom options available at additional cost)
<b>Rough wall opening dimensions</b>	9' 4" W x 2' 8-1/4" H (Trimmed)	4' 8-1/2" W x 2' 8" H (Trimmed)	2' 8-1/2" W x 2' 8" H (Trimmed)
<b>Glass thickness</b>	1-1/4" standard, 1-3/4" with insulation	1-1/4" standard, 1-3/4" with insulation	1-1/4" standard, 1-3/4" with insulation
<b>Viewable area</b>	(2) 4' 4" W x 2' 3" W panes	4' 4" W x 2' 3" H	2' 4" W x 2' 3" H
<b>Insulated glass</b>	Available for additional cost	Available for additional cost	Available for additional cost
<b>Additional options</b>	Custom colors, insulated glass	Custom colors, insulated glass, shade	Custom colors, insulated glass, shade

*Some products may be shown with accessories not included with standard offering or pricing.*



# HURRICANE WINDOWS SPECIFICATIONS



	89X33 HURRICANE	56X33 HURRICANE	32X33 HURRICANE
<b>Ratings</b>	UL-listed, level-1 bullet-resistant glass	UL-listed, level-1 bullet-resistant glass	UL-listed, level-1 bullet-resistant glass
<b>Materials used</b>	14-gauge galvanized steel frame, level-1 bullet-resistant glass	14-gauge galvanized steel frame, level-1 bullet-resistant glass	14-gauge galvanized steel frame, level-1 bullet-resistant glass
<b>Finish options</b>	ASA 70 gray powder coat standard (custom options available a additional cost)	ASA 70 gray powder coat standard (custom options available a additional cost)	ASA 70 gray powder coat standard (custom options available a additional cost)
<b>Rough wall opening dimensions</b>	7' 4-7/8" W x 2' 9" H	4' 8-1/2" W x 2' 9" H	2' 8-1/2" W x 2' 9" H
<b>Glass thickness</b>	1-1/4" standard, 1-3/4" with insulation	1-1/4" standard, 1-3/4" with insulation	1-1/4" standard, 1-3/4" with insulation
<b>Viewable area</b>	7' 3/8" W x 2' 3" H	4' 4" W x 2' 3" H	2' 4" W x 2' 3" H
<b>Insulated glass</b>	Available for additional cost	Available for additional cost	Available for additional cost
<b>Additional options</b>	Custom colors, insulated glass	Custom colors, insulated glass, shade	Custom colors, insulated glass, shade

*Some products may be shown with accessories not included with standard offering or pricing.*

# COMPLETE YOUR DRIVE-THRU EXPERIENCE WITH THESE ACCESSORIES

## SOLUTION DETAILS



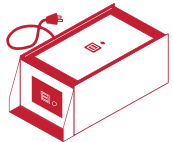
### BAVIS ENHANCED AUDION MODULE (BEAM)

- As much as 90% reduction in environmental noise/background noise
- Compatible with multiple telephone audio interfaces, including VoIP
- Ability to use existing phone system
- Supports all phone capabilities, such as headsets, distinctive ring, call transfer



### AUDIO CONSOLES

- One-on-one or one-on-two consoles available
- Available with inside and outside handsets
- Condenser microphone, built-in call tone, volume and gain control



### SINGLE LANE UNIVERSAL TELEPHONE AUDIO

- Connects the intercom systems of a drive-thru
- Hooks into standard analog phone
- Can put drive-thru lane on hold and transfer/route them to any extension or destination (acts and behaves as a phone extension)
- Use CO line, FXO phone port or FXS phone port, depending on model, to connect each lane




### VIDEO SOLUTIONS

- Solutions for multiple drive-thru lanes
- Video, camera and audio are powered by single power pack
- Audio/video system teller controls include lane switches, hold, handset/headset switch, camera tilt, system volume, status light



### CREDIT/DEBIT CARD MOUNTING KITS

- Mounts can be used in-drawer or in remote lanes (card readers not included)
- In-drawer mounts can slide from side to side or be extended safely via harness cable
- Remote lane mounts can incorporate multi-point audio/video options



### VEHICLE DETECTION SYSTEM

- Engineered to minimize false triggers
- Integrated into Bavis drive-thru equipment (no curb cuts); retrofits into existing Bavis equipment or other manufacturers' equipment
- Solid state controls – no switches to wear out
- One sensor covers two lanes of drive-thru
- Pleasant chime tone alert



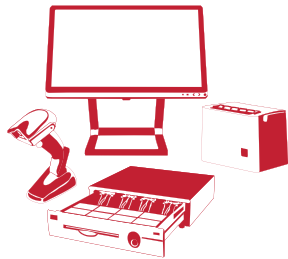
### LANE LIGHTS

- Displays "Open", "Closed", or "ATM"
- LED lights with estimated 100,000-hour life
- Available in 120V or low voltage for cost-effective wiring
- Stainless steel case measuring 16" W x 6 1/2" H and 2" D
- One sign can display both "Open" or "Closed"
- Easy mounting system
- Two lane sign control panel available
- Lane Lights can be connected to remote drive-thru system so they both power-up and down at the same time

# OWN YOUR IN-STORE EXPERIENCE WITH POS AND RETAIL SOLUTIONS

Bavis Fabacraft offers premium retail solutions to elevate the in-store experience for your customers and make it easier for your staff to do business. See all the new ways Bavis is helping businesses like yours operate with greater security and efficiency!

## SOLUTION DETAILS



### POINT OF SALE PERIPHERALS

Scanners, readers, displays and more make check-out fast and easy.



### RETAIL KIOSKS

Interactive touchscreens create a reliable self-service customer experience.



### CASH RECYCLERS

Secure cash counting, handling and storage at the point of sale reduces operational costs.



### DISPLAY SOLUTIONS

Integrated display units for back-of-house order fulfillment or front-of-house POS deployment.





## OUR WARRANTY

---

Bavis Fabacraft offers a one (1) year warranty on base products, effective from the shipping date of record provided by Bavis Fabacraft.

Bavis Fabacraft offers a 90-day warranty on parts independent of base product, effective from the shipping date of record provided by Bavis Fabacraft.

# BAVIS FABACRAFT STANDARD MODEL PRODUCT NUMBERS\*

PRODUCT TYPE	MODEL	PRODUCT NO.
TRANSACTION DRAWER	LARGE ELECTRIC TRANSACTION DRAWER	00500993
TRANSACTION DRAWER	MEDIUM ELECTRIC TRANSACTION DRAWER	20000991
TRANSACTION DRAWER	SMALL ELECTRIC TRANSACTION DRAWER	30000991
TRANSACTION DRAWER	PREMIUM MANUAL TRANSACTION DRAWER	13000991
TRANSACTION DRAWER	BASIC MANUAL TRANSACTION DRAWER WITH COUNTER	28000993
WINDOW-DRAWER COMBINATION UNIT	60X63 COMBINATION UNIT	12000989
WINDOW-DRAWER COMBINATION UNIT	56X48 COMBINATION UNIT	12000993
WINDOW-DRAWER COMBINATION UNIT	50X60 COMBINATION UNIT	12001017
WINDOW-DRAWER COMBINATION UNIT	32X48 COMBINATION UNIT	12000992
WINDOW-DRAWER COMBINATION UNIT	60X63 HURRICANE COMBINATION UNIT	12103991
PREMIUM DRIVE-UP WINDOWS	112X32 PREMIUM WINDOW	12000996
PREMIUM DRIVE-UP WINDOWS	56X32 PREMIUM WINDOW	12000994
PREMIUM DRIVE-UP WINDOWS	32X32 PREMIUM WINDOW	12000987
PREMIUM DRIVE-UP WINDOWS	PREMIUM HURRICANE WINDOW	CONTACT BAVIS
BASIC DRIVE-UP WINDOWS	65X36 BASIC WINDOW	12147995
BASIC DRIVE-UP WINDOWS	56X33 BASIC WINDOW	12147992
BASIC DRIVE-UP WINDOWS	43X36 BASIC WINDOW	12147996
BASIC DRIVE-UP WINDOWS	32X33 BASIC WINDOW	12147991
REMOTE LANE CONVEYORS	TRANSTRAX REMOTE LANE CONVEYOR	CONTACT BAVIS
REMOTE LANE CONVEYORS	CAPTIVE CARRIER TRANSTRAX	CONTACT BAVIS
REMOTE LANE CONVEYORS	LICENSE PLATE RUNNER TRANSTRAX	CONTACT BAVIS
PNEUMATIC TUBE SYSTEMS	ADVANCED PNEUMATIC TUBE SYSTEM	23000992
PNEUMATIC TUBE SYSTEMS	BASIC PNEUMATIC TUBE SYSTEM	23000994

\*Some product numbers may change based on product configuration. Always check with a Bavis representative to make sure you're getting the right product and configuration/options for your project.



HAVE A PROJECT?  
GET A QUOTE AT **BAVIS.COM**

## ABOUT BAVIS

Since 1957, Bavis Fabacraft has manufactured drive thru solutions that expand customer access, ensure employee and customer security and empower businesses to transact more, faster.



**BAVIS FABACRAFT**

Better Drive-thru

PHARMACIES | BANKS | RESTAURANTS | DISPENSARIES | GOVERNMENT SERVICES

**BAVIS.COM** | 513.677.0500 | [sales@bavis.com](mailto:sales@bavis.com)

**LinkedIn:** [company/bavisfabacraft](https://www.linkedin.com/company/bavisfabacraft) | **Twitter:** [@BavisFabacraft](https://twitter.com/BavisFabacraft)

201 Grandin Rd. | Maineville, OH 45039